

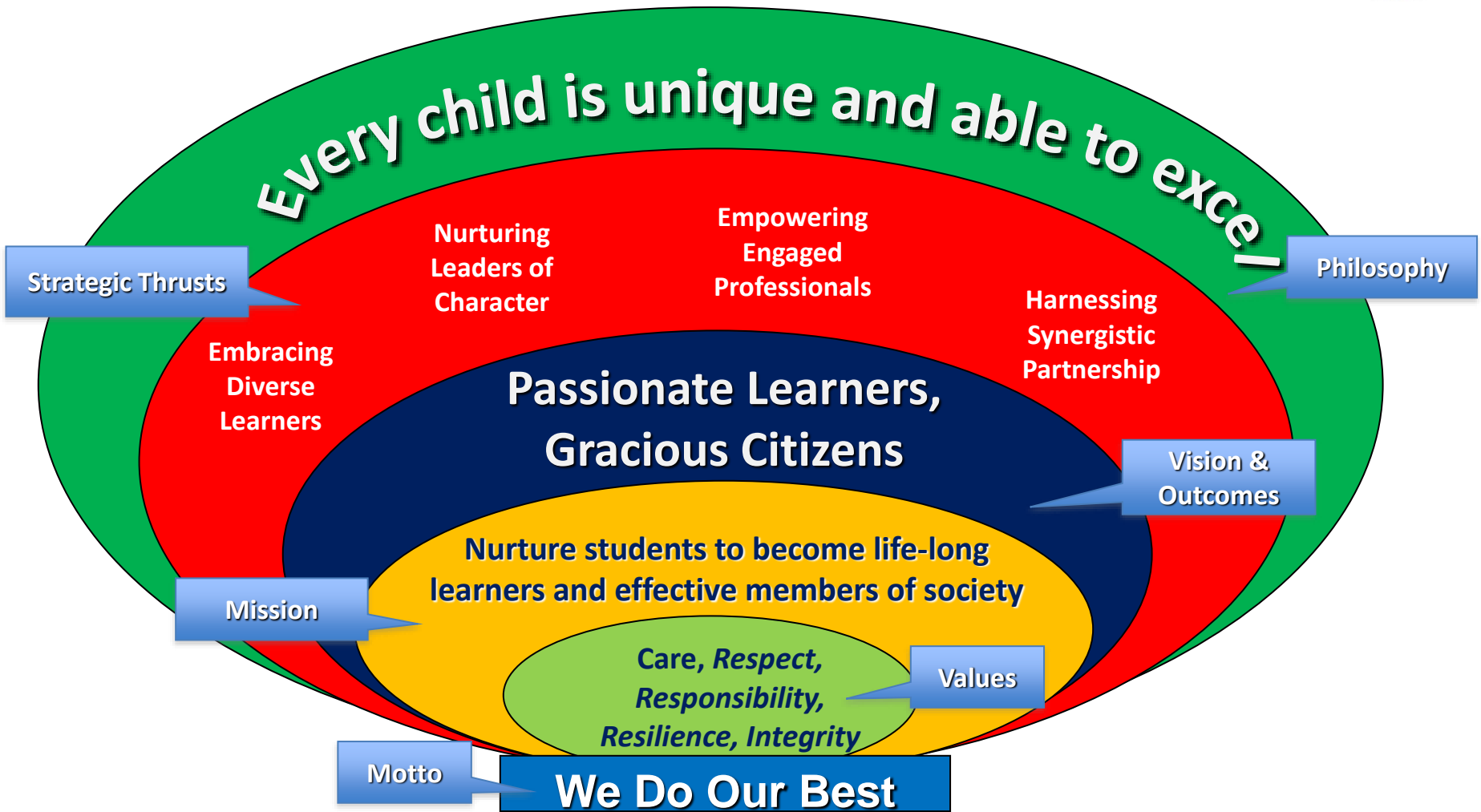


Woodlands Ring Primary School

P6 Parents' Engagement Session

8 January 2024

School Direction



2. Homework Guidelines

Rationale of Homework

- 1. Follow-up of the lesson learnt**
- 2. An assessment to test for understanding**
- 3. A reinforcement of concepts and lessons taught and learnt**
- 4. Preparation for a new lesson**

Estimated Duration of Homework

Level	P6
Duration	2 hours to 2.5 hours

Doing Homework and Studying / Revising goes hand in hand but they are not interchangeable

“Motivation is what gets you started. Habit is what keeps you going.”

– Jim Ryun

Homework: Parents' Support

- a. Set a specific place / time to do homework or do work (Routine)
- b. Check that your child completes the homework and hands it to the teacher on time
- c. Reinforce good study habits and learning attitude

3. Partnering Pupils for PSLE

Purpose of PSLE

- PSLE is a useful checkpoint at the end of primary school to help determine where each child's academic strengths lie.
- The results guide the child to a suitable academic programme in secondary school – one that best suit his learning needs.
- The PSLE result also serves as a fair and transparent mechanism to determine secondary school posting.

RATIONALE FOR CHANGES TO THE PSLE SCORING & S1POSTING FROM 2021

1. NURTURING DIFFERENT ASPECTS OF OUR CHILDREN

Reduce over-emphasis on academic results by:

- reducing fine differentiation at a young age
- recognizing a student's level of achievement, regardless of how his peers have done

2. REDUCING FINE DIFFERENTIATION

Previous T-score system differentiated students' performance finely, but the new AL scoring system spans a range of marks, with students who perform similarly being grouped in the same AL

3. REFLECT STUDENT'S OWN PERFORMANCE WITHOUT COMPARISON WITH PEERS

Once a student meets the professionally-set standard expected at a certain AL, he will receive the AL regardless of how his peers have performed.

Performance in terms of Achievement Levels (AL)

Total of 8 ALs

AL	1	2	3	4	5	6	7	8
Raw Mark Range	≥ 90	85-89	80-84	75-79	65-74	45-64	20-44	< 20

FOUNDATION LEVEL SUBJECT GRADES TO BE LESS FINELY DIFFERENTIATED

- Foundation subject grades will be graded in 3 scoring bands from AL A to C . This will be mapped to AL 6 to AL 8.
- Similar to the current PSLE scoring system, this mapping is based on the learning and assessment load of the subjects and informs students of their readiness to access the curriculum at the secondary level.

Foundation Level AL Reflected on Result Slip	Foundation Raw Mark Range	Equivalent Standard Subject AL	Standard Raw Mark Range
A	75 – 100	6	45-64
B	30 – 74	7	20-44
C	< 30	8	<20

S1 POSTING CHANGES

Choice order of schools will matter more

- Students will continue to be posted to a secondary school based on academic merit, i.e. overall PSLE score.
- If two or more students with the same PSLE Score vie for the last remaining place in a school, tie-breakers will be used in the following order:
 1. Citizenship
 2. Choice order of schools (NEW for 2021 PSLE cohort onwards)
 3. Computerised balloting



Indicative Achievement Level (AL) Cut-Off Point (COP) Ranges for Different School Types

- The AL COP range presents the lowest and highest AL COP amongst schools of a particular school type.
- AL COPs may vary from year to year, depending on students' PSLE results and their school choices for that year's S1 Posting Exercise.

Information on MOE Website on AL Scores and Schoolfinder

- <https://www.moe.gov.sg/microsites/psle-fsbb/resources/score-calculator.html>
- <https://www.moe.gov.sg/schoolfinder?journey=Primary%20school>

Help Students Understand Full Subject-Based Banding:

Students can take subjects at three subject levels, known as G1, G2 and G3 (G stands for General), mapped from today's N(T), N(A) and Express standards respectively. Students will have the flexibility to adjust their subject levels at appropriate junctures, based on their strengths, interests and learning needs.

PSLE Score	Posting Groups	Indicative level for most subjects at start of Secondary 1
4 - 20	PG3	G3
21 and 22	PG2 or PG3	G2 or G3
23 and 24	PG2	G2
25	PG1 or PG2	G1 or G2
26 - 30 (with AL 7 in EL and MA)	PG1	G1

Secondary schools will be implementing Full Subject-Based Banding (Full SBB) in 2024.

Help students to understand that the flexibility to customise their learning encourages them to develop greater ownership of their learning, a growth mindset and an intrinsic motivation to learn for life.

Advice to parents on choosing secondary schools for the child

- Consider the child's learning style, strengths and interests when making school choices in order to find a school that would help the child learn and thrive best.
- Discuss the options with the child, with the following considerations:
 - Values: What is the school's culture and ethos?
 - ✓ Learning environment: Is the school's learning environment right for the child?
 - ✓ Distinctive programmes and CCAs: Can the school support and develop the child's interests?
 - ✓ Location: Is it too far from home? How will the child get to school?

Higher Mother Tongue (HMT)

- Students who take HCL in primary school will continue to receive an advantage when applying to SAP schools.
- If multiple students with the same PSLE Score apply for places in the same SAP school, those with better HCL grades will be allocated a place ahead of other students.
- This applies before the tie-breakers for S1 posting (i.e. citizenship, choice order of schools, computerised balloting).
- This advantage does not apply when students apply to non-SAP schools.

Things to consider when Selecting Secondary School

- Distance should be considered
- Availability of Mother-Tongue languages
- Address is crucial (In case of Manual Posting)
- Pupils with outstanding results will be invited to apply for Edusave Entrance Scholarships for Independent Schools and SAP Schools

Partnering Pupils for PSLE

In School ...

1. **Targets Settings – School Planner**
2. **Motivational Talks**
 - Teachers
 - School Leaders
 - Full Time School Counsellor
 - External Agencies

Partnering Pupils for PSLE

In School ...

✓ Moral, Emotional Support

- Teachers – Form and Subject teachers
- School Counsellor & AED
- Communications – Pupil Planner, PG, and messages / calls via telephone

✓ Smaller Class Size for Some

Partnering Pupils for PSLE

In School ...

✓ Holiday Supplementary

- **Term 2 – Last week of June holidays**
 - Wednesday & Thursday
(19 June & 20 June)
- **Term 3 – September holidays**
 - Thursday & Friday
(5 September & 6 September)

Partnering Pupils for PSLE

At Home ...

✓ Schedule :

- Ensuring Regular Prompt Attendance !
- After School Time-Table

✓ Support

- Physical - Exercise
- Moral - Bond
- Emotional - Talk

Thank
you





Woodlands Ring Primary School


P6 Parents' Engagement Session

Sharing by Year Head

Year Head's Time

Overview:

- Updates for DSA
- Preparation for PSLE
- Level Experiences at P6 level
- Home-school Partnership



Sharing by Head of Department
<https://youtu.be/rC1i9GzoLY8>

Direct School Admission (DSA)

- ✓ *P6 students can seek admission to secondary schools based on a diverse range of talents that they can demonstrate beyond academic grades.*
- ✓ *Considered for admission before the release of PSLE results.*

Get more information on the DSA-Sec schools by:

- Visiting the **MOE DSA-Sec website** [<https://www.moe.gov.sg/secondary/dsa>]
- Exploring the individual school websites (April onwards)
- Attending open houses of individual schools

What are Secondary Schools looking for?

Every school has a slightly different set of selection considerations and processes. Some organise **auditions, trials, tests, selection camps etc.** depending on the talent that is being assessed. Generally, schools are looking for candidates with:

Talent, passion, commitment

- Schools may ask you to submit a **portfolio** showcasing your talents and achievements e.g. participation in the Junior Sports Academy or other programmes/competitions

Strong personal qualities

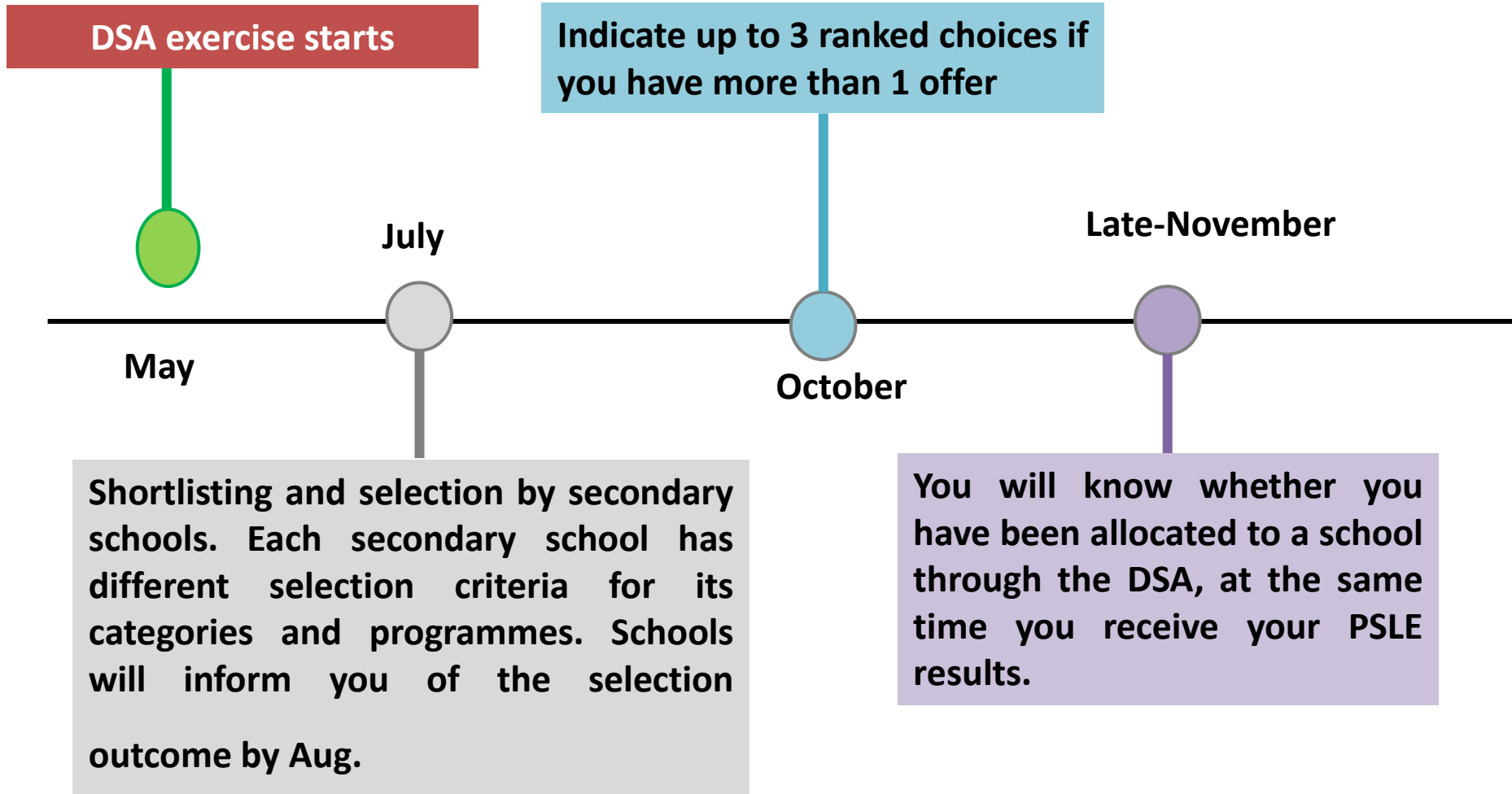
- Schools may look at your CCA record, participation in VIA, personal statements, or character references

Good academic fit

- Schools may look at your Primary school results

Be sincere, be genuine, and be yourself – if you are a good fit for the school, it will show.

Timeline for DSA-Sec Exercise



DSA Portal



Common portal, indicating up to 3 choices



No fees for application nor selection



Testimonials are no longer required



Student results, school-based achievements and CCA records obtained from central database

2024 PSLE Calendar

Subject	Day / Date
Oral (English & Mother Tongue)	Tuesday, 13 August Wednesday, 14 August
Listening Comprehension (English & Mother Tongue)	Friday, 13 September
English Language	Thursday, 26 September
Mathematics	Friday, 27 September
Mother Tongue Languages	Monday, 30 September
Science	Tuesday, 1 October
Higher Mother Tongue Languages	Wednesday, 2 October

2024 Prelim Schedule

Subject	Day / Date
Oral (English & Mother Tongue)	Wednesday, 24 July Thursday, 25 July
Listening Comprehension (English & Mother Tongue)	Thursday, 15 August
Higher Mother Tongue Languages	Friday, 16 August
English Language	Monday, 19 August
Mathematics	Tuesday, 20 August
Mother Tongue Languages	Wednesday, 21 August
Science	Thursday, 22 August

After-School Programme

Day	School Hours	After school activities
Monday	7.30 am - 1.30 pm	P6 Supplementary Lesson : 2.00 pm - 3.00 pm P6 Higher Mother Tongue: 3.00 pm - 4.00 pm DREAMS : 2.00 p.m. - 4.00 p.m.
Tuesday	7.30 am - 1.30 pm	CCA: 2.00 pm onwards
Wednesday	7.30 am - 12.30 pm	No after school activities
Thursday	7.30 am - 1.30 pm	P6 Supplementary Lesson : 2.00 pm - 3.00 pm DREAMS: 3.00 p.m. - 5.00 p.m. CCA: 3.00 pm onwards
Friday	7.30 am - 1.30 pm	FriYay (No after school activities)

P6 Learning Experiences

- Study Skills Workshop
- Learning Journey: Asian Civilisation Museum, Coastal Keep Clean Programme
POST PSLE Activities (Code For Fun, Sec Sch Experience, Sec Sch Talk, Enrichment Prog, Friendship Tea Party)



How can we better support ?



Set up screen time limits and tech-free family time



Promote and role model balanced internet use



Encourage tech-free activities and hobbies



Share consequences of excessive internet use with your child



Positive Parenting Programme (Triple P)



Triple P Seminars 2024		
5 April	The Power of Positive Parenting	7.30 pm - 9.00 pm
19 April	Raising Confident, Competent Children	
26 April	Raising Resilient Children	

Parenting Survey 2024

<https://go.gov.sg/cc-pns>



Resources to help/support parents

<https://www.moe.gov.sg/parentkit>



YOUR CHILD'S EFFORTS MATTER

Regardless of the outcome, take every opportunity to remind them of the importance of discovering themselves, lifelong learning and staying positive.

Personal growth

Remind your child that good character, values and success in life are not measured through exam results.

Staying resilient

Share with your child that challenges are part of life and support them by problem solving with them, not for them. Assure them that you are there for them no matter what.

Lifelong learning

Help your child recognise that education is a lifelong journey. There are many more opportunities to develop their strengths, interests and abilities.

Every child is unique

Share with them this belief, and that their unique set of strengths, interests and abilities can be developed.



CHOOSING SUITABLE SECONDARY SCHOOLS

Apart from looking at a secondary school's PSLE Score range, it is also important to consider your child's strengths and interests, and whether the school environment would be a good fit for their overall learning needs.

STEP 1 Understand your child's preference and discuss key factors in choosing schools

- "How do you feel about going to secondary school?"
- "What is important to you in choosing a school?"
- "What activities do you enjoy? Is there any activity you would like to try in secondary school?"



PARENT KIT

Cheering On Our Children: Simple Ways to Show Love

The 5 Love Languages are a great tool for us to express our love to our children. Here are some simple ideas to connect with them.

Acts of Service

Show our children with love and care through various actions.

- Complete daily tasks together like packing for school.
- Create a [sleep-friendly environment](#) for our children to [sleep well](#) (approx. 8-10 hours a night).
- Send them off to school.
- Cook/buy their favourite meal or snack.



Gifts

Gift our children something meaningful. It's the thought that counts!

- Create a handmade card for them.
- Give them something special from your childhood.
- Surprise them with a healthy snack or inexpensive gift.



Quality Time

Spend time with our children doing simple activities together.

- Share about your days together before bedtime or at mealtimes.
- Recharge as a family. Check out [NEAR by NParks](#), [Movies by the Beach](#) or [Outdoor Family Yoga](#).
- Put our screens away and give them our undivided attention.



Physical Touch

Reassure and encourage our children through little ways of affection.

- Call for a 'group hug' or 'group photo' at your next family gathering.
- Give them a high-five, a hug, or a pat on the back to affirm them.
- Make up a special handshake with them.



Words of Affirmation

Affirm our children with positive and loving guidance.

PARENT KIT

Be A Present, Supportive, Loving and Encouraging Parent – A "How-To" Guide

Your child will be taking the Primary School Leaving Examination (PSLE) soon and shortlisting secondary schools for their next phase of education. **Your support means a lot to them.** Be a Present, Supportive, Loving and Encouraging parent, and stand by them during their PSLE journey.

1. Support your child in the lead-up to the examinations

Be there to listen, reassure and encourage

- Check in with your child regularly to understand how they are feeling.
- Offer your help in areas that they need and acknowledge their feelings without judgement.
- Affirm their efforts at trying, and encourage them to reframe setbacks as opportunities.

[Click here](#) for further tips on supporting your child during the exam season.

Do you know your child's love language? Is it words, actions, or simply your company? Learning to speak your child's preferred love language can help you provide the support they need.



Thank you for being our partners in education. Together, let's inspire, support and empower our students to reach greater heights.

thank
YOU